



US006024783A

United States Patent [19]
Budman

[11] **Patent Number:** **6,024,783**
[45] **Date of Patent:** **Feb. 15, 2000**

[54] **AROMA SENSORY STIMULATION IN MULTIMEDIA**

[75] Inventor: **Mark Budman**, Vestal, N.Y.

[73] Assignee: **International Business Machines Corporation**, Armonk, N.Y.

[21] Appl. No.: **09/094,280**

[22] Filed: **Jun. 9, 1998**

[51] **Int. Cl.**⁷ **B01D 53/02**; B01F 3/04

[52] **U.S. Cl.** **96/222**; 261/26; 261/104;
261/DIG. 17; 261/DIG. 65; 261/30; 422/124

[58] **Field of Search** 261/26, 107, DIG. 65,
261/DIG. 17, 104, 30; 96/222; 422/123,
124

[56] **References Cited**

U.S. PATENT DOCUMENTS

3,585,991	6/1971	Balamuth .	
4,556,539	12/1985	Spector .	
4,603,030	7/1986	McCarthy	261/26
4,629,604	12/1986	Spector	422/124
4,647,433	3/1987	Spector .	
4,695,434	9/1987	Spector .	
4,771,344	9/1988	Fallacaro et al. .	
5,071,621	12/1991	Tokuhiro et al.	261/DIG. 65
5,105,133	4/1992	Yang .	

5,171,485	12/1992	Ryan .	
5,192,342	3/1993	Baron et al.	261/DIG. 65
5,297,988	3/1994	Nishino et al. .	
5,318,503	6/1994	Lord .	
5,398,070	3/1995	Lee .	
5,565,148	10/1996	Pendergrass, Jr. .	
5,577,668	11/1996	King et al. .	
5,591,409	1/1997	Watkins .	
5,724,256	3/1998	Lee et al. .	

OTHER PUBLICATIONS

Gerber et al., Scent Generator, IBM Technical Disclosure Bulletin, vol. 38, No. 11, Nov. 1995, pp. 429-430.

Primary Examiner—David A. Simmons

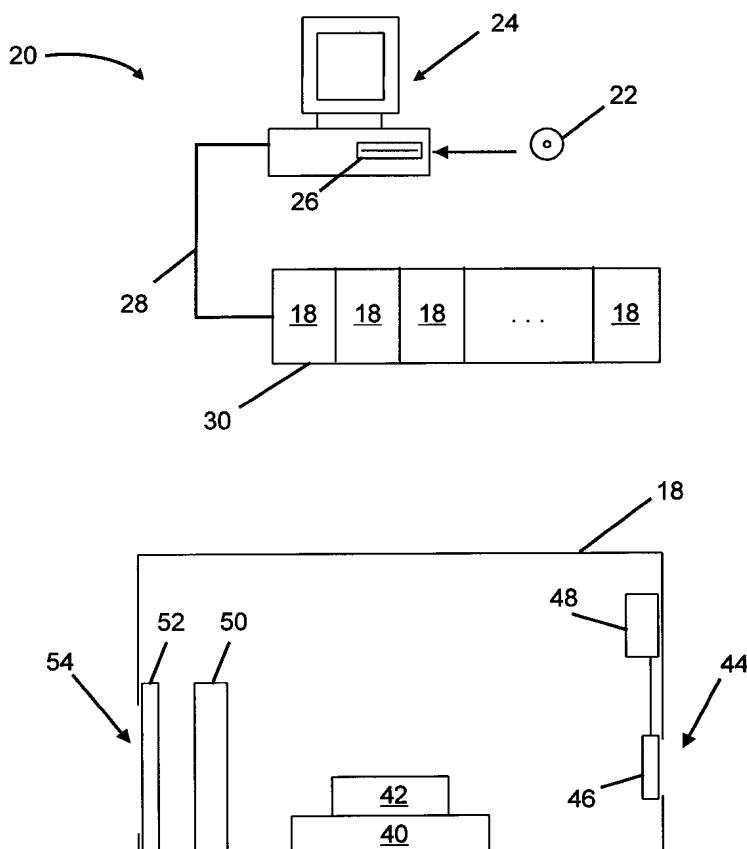
Assistant Examiner—Robert A. Hopkins

Attorney, Agent, or Firm—Schmeiser, Olsen & Watts; John R. Pivnichny

[57] **ABSTRACT**

An apparatus for the remote or local delivery of stored or real-time aroma sensory information to an end user of a multimedia device. The present invention includes an aroma converter for encoding aroma information into electrical signals, a delivery system for delivering the electrical signals, and a retrieval system for receiving and processing the electrical signals to control the aroma or combination of aromas emitted by one or more aroma release chambers.

15 Claims, 2 Drawing Sheets



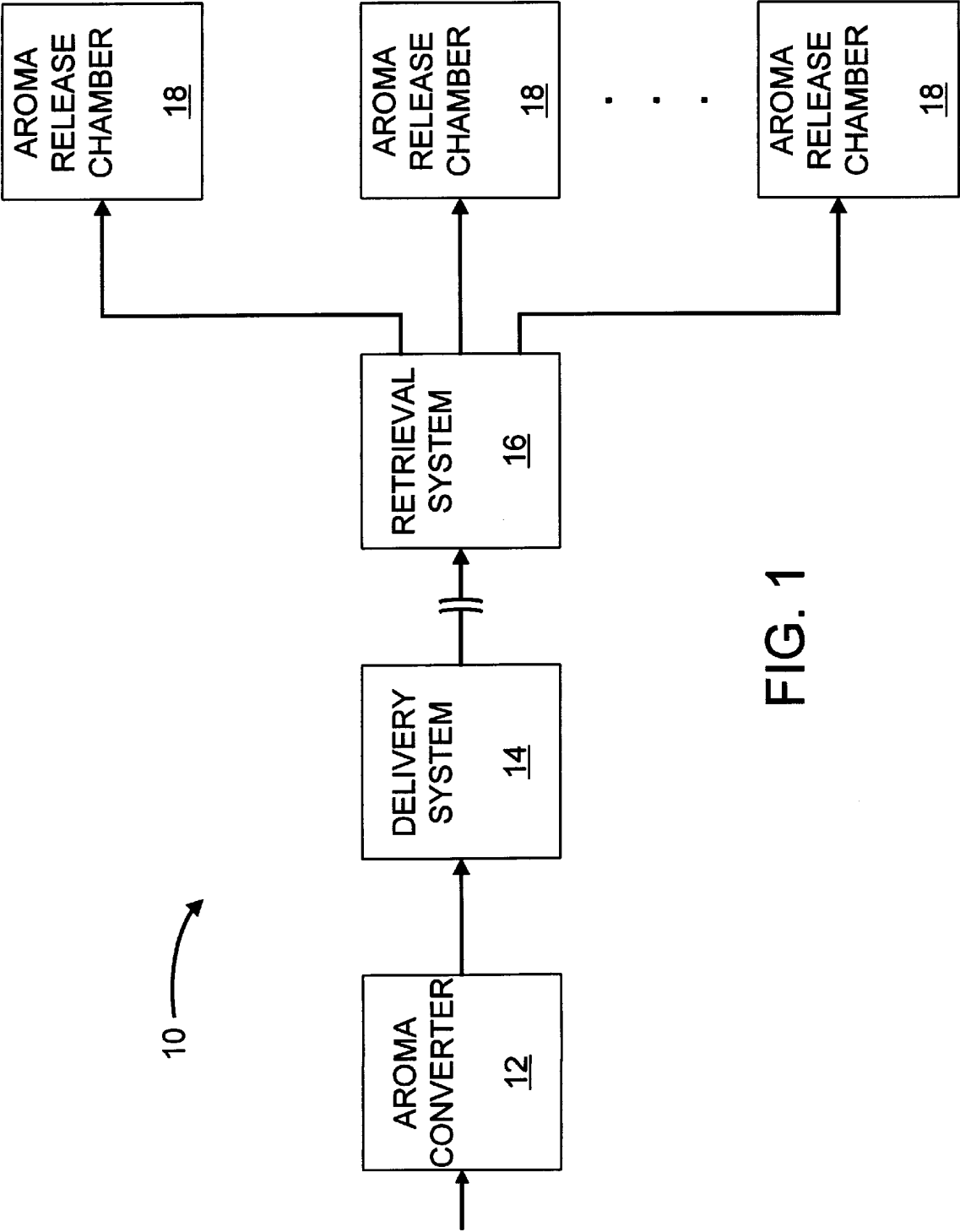


FIG. 1

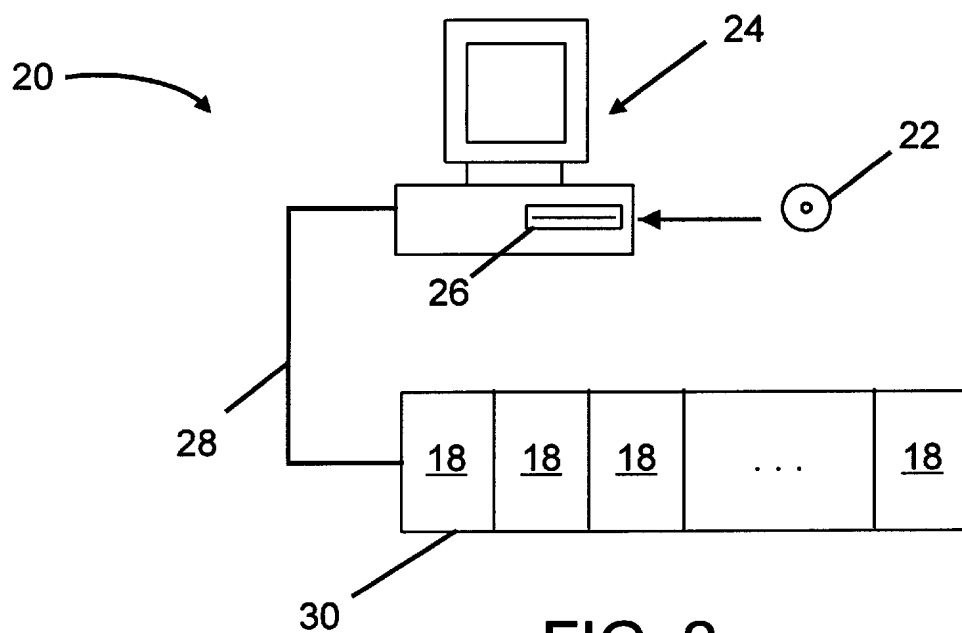


FIG. 2

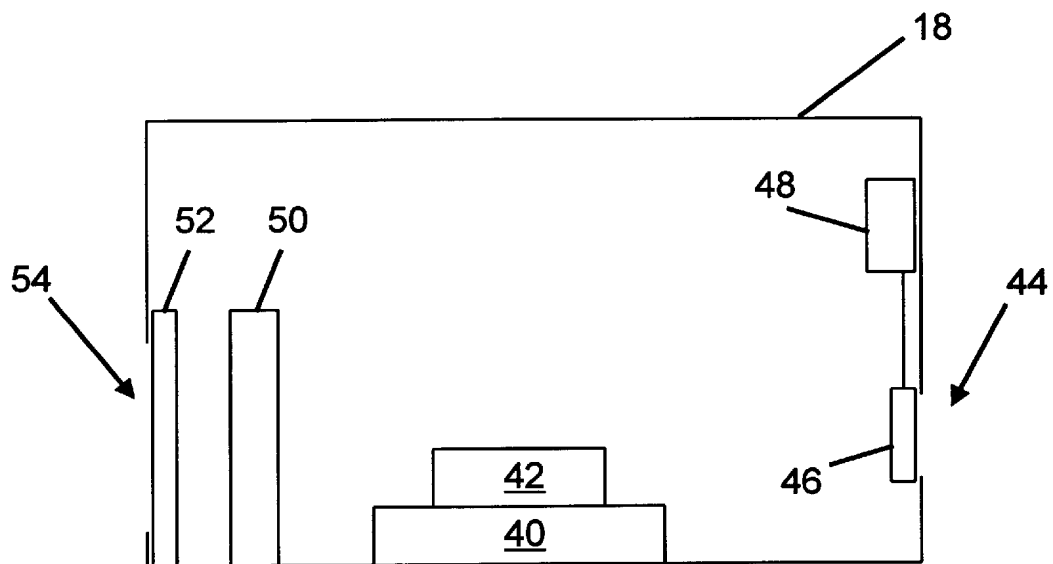


FIG. 3

AROMA SENSORY STIMULATION IN MULTIMEDIA

FIELD OF THE INVENTION

The present invention is in the field of multimedia devices. More particularly, the present invention provides an apparatus for the delivery of aroma sensory information to a user of a multimedia device.

BACKGROUND OF THE INVENTION

Currently available multimedia devices, such as computers, video games, and televisions, are designed to provide visual and audio sensory information to a user. In many applications, however, it may be desirable to additionally provide aroma sensory information to enhance the realism and appeal of the information presented to a user by the multimedia device.

SUMMARY OF THE INVENTION

The present invention provides an apparatus for the remote or local delivery of stored or real-time aroma sensory information to an end user of a multimedia device. The present invention includes an aroma converter for encoding aroma information into electrical signals. The electrical signals may be delivered to an end user in analog or digital form using a wide variety of delivery systems, including, but not limited to, magnetic media (e.g., a floppy or hard disk), optical or magneto-optical media (e.g., a compact disc (CD)), radio, television, or satellite transmitters, or telephone or cable systems. The electrical signals are retrieved and processed to control the aroma or combination of aromas emitted by one or more aroma release chambers. Many types of retrieval systems may be used to receive and process the electrical signals. The retrieval system may include, for example, a personal computer or computer peripheral, a video game system, a television set, a home entertainment/theater system, or a dedicated, stand-alone module.

Generally, the present invention provides an apparatus for aroma sensory stimulation comprising:

- an aroma converter for encoding aroma information into electrical signals;
- a control device for processing the electrical signals; and
- at least one aroma release chamber, each aroma release chamber configured to selectively generate a predetermined aroma under control of the control device, each aroma release chamber comprising:
 - a container having an opening;
 - a door for selectively covering the opening in the container;
 - an aroma element, located within the container, for emitting a predetermined aroma when heated;
 - a heating system for selectively heating the aroma element;
 - an air filtration system for filtering air entering the container; and
 - an air displacement system for selectively displacing a stream of air through the container to release the predetermined aroma.

BRIEF DESCRIPTION OF THE DRAWINGS

The features of the present invention will best be understood from a detailed description of the invention and a

preferred embodiment thereof selected for the purposes of illustration and shown in the accompanying drawings in which:

FIG. 1 illustrates a block diagram of an aroma sensory stimulation apparatus according to the present invention;

FIG. 2 illustrates an aroma sensory stimulation apparatus according to a preferred embodiment of the present invention; and

FIG. 3 is a side cross-sectional view of an aroma release chamber in accordance with a preferred embodiment of the present invention.

DETAILED DESCRIPTION OF THE INVENTION

The features and advantages of the present invention are illustrated in detail in the accompanying drawings, wherein like reference numerals refer to like elements throughout the drawings.

A block diagram of an aroma sensory stimulation apparatus, generally designated as **10**, according to the present invention, is illustrated in FIG. 1.

The aroma sensory stimulation apparatus **10** includes an aroma converter **12** for encoding aroma information into electrical signals. The aroma information may be converted into analog or digital electrical signals, depending on such factors as the type of delivery and retrieval systems to be used in a given implementation of the aroma sensory stimulation apparatus **10**.

The aroma information may be encoded using a wide variety of techniques. For example, an aroma sensory stimulation apparatus **10** configured to produce sixteen (16) distinct aromas may encode the aroma information using a 4-bit digital word or sixteen distinct voltage levels. The scent of a rose, for example, may be encoded as "0001," while the aroma of a rotten egg may be encoded as "1111." An error correcting technique may be employed to ensure the correct delivery of the encoded aroma information.

The electrical signals produced by the aroma converter **12** are delivered to a local or remote end user in an analog or digital format by a delivery system **14**. The delivery system **14** may take on a wide variety of forms. For example, the delivery system **14** may comprise a data carrier such as a floppy or hard disk, a compact disc, or other type of magnetic, optical or magneto-optical media, having the electrical signals saved or encoded thereon. Alternately, the delivery system may comprise a system for transmitting the electrical signals via radio, television, satellite, telephone, or the Internet.

A retrieval system **16** is provided to retrieve and process the electrical signals delivered by the delivery system **14** to control the aroma or combination of aromas emitted by one or more aroma release chambers **18**. The retrieval system **16** may also take on a wide variety of forms, depending on the type of delivery system **14** being used, the format of the electrical signals provided by the delivery system **14**, as well as other factors. For example, the retrieval system **16** may comprise a personal computer, a video game system, or a television set. It should be clear, however, that many other types of delivery and retrieval systems **14**, **16** may be used without departing from the intended scope of the present invention as set forth in the accompanying claims.

An aroma sensory stimulation apparatus **20** according to a preferred embodiment of the present invention is illustrated in FIG. 2. In this embodiment, the delivery system comprises a compact disc **22** having aroma information

encoded thereon. A computer system **24** including a compact disc reader **26** serves as the retrieval system for accessing and processing the aroma information stored on the compact disc **22**. The computer system **24** transmits control signals via a cable **28** to an aroma-release system **30** containing at least one of the aroma release chambers **18**. Based on the aroma information, at least one of the aroma release chambers **18** is actuated in response to the control signals transmitted by the computer system **24** to generate a predetermined aroma or combination of aromas.

A side cross-sectional view of an aroma release chamber **18** in accordance with a preferred embodiment of the present invention is illustrated in FIG. **3**. The aroma release chamber **18** includes a selectively controlled hot plate **40** which operates in response to control signals provided by the computer system **24** over the cable **28**. A replaceable aroma stick **42** that emits a particular aroma when heated, or other type of solid, liquid, or gaseous heat actuated aroma source, is located within the aroma release chamber **18**. Preferably, the aroma stick **42** is positioned directly on the hot plate **40**.

The aroma release chamber **18** further includes an opening **44** covered by a door **46**. An electromagnet **48** operates in response to control signals provided by the computer system **24** via the cable **28** to selectively open or close the door **46**. Preferably, the door **46** is biased toward a closed position by a spring or other biasing means (not shown). A fan **50** is provided to displace a stream of air through the aroma release chamber **18** and out of the opening **44** to release the aroma generated when the aroma stick **42** is heated by the hot plate **40**.

An air filtration system **52** is located over an air intake opening **54** to filter the stream of air being drawn into the aroma release chamber **18** by the fan **50**. The air filtration system **52** is provided to remove previously emitted aromas from the stream of air being drawn into the aroma release chamber **18** to allow precise control of the aroma subsequently emitted by the chamber **18**.

In operation, the computer system **24** retrieves and processes at least a portion of the aroma information encoded on the compact disc **22**. The computer system **24** then transmits control signals to one or more predetermined aroma release chambers **18** over the cable **28** to generate the aroma or combination of aromas defined by the aroma information. Upon receipt of the control signals, the hot plate **40**, the electromagnet **48** that opens the door **46**, and the fan **50** in each of the predetermined aroma release chambers **18** are activated, thereby releasing the desired aroma or combination of aromas. The predetermined aroma release chambers **18** may each be activated for an identical period of time, or for different lengths of time to release different strengths of their respective aromas. Each of the predetermined aroma release chambers **18** is deactivated in response to control signals transmitted by the computer system **24** to prevent any further aroma release. When deactivated, the hot plate **40**, fan **50**, and electromagnet **48** are turned off, and the door **46** seals the opening **44** in the aroma release chamber **18**. This process is repeated, as necessary, according to the aroma information encoded on the compact disc **22**.

The foregoing description of the present invention has been presented for purposes of illustration and description. It is not intended to be exhaustive or to limit the invention to the precise form disclosed, and many modifications and variations are possible in light of the above teaching. For example, several aroma sticks, each corresponding to a different aroma, may be located within the same aroma release chamber. In this manner, a combination of aromas

may be produced using a single aroma release chamber. Further, the aroma stick and hot plate in each aroma release chamber may be replaced with a solid, liquid, or gaseous, non-heat actuated aroma source. For example, the aroma source may comprise an odorant cassette, such as that disclosed in U.S. Pat. No. 5,724,256, incorporated herein by reference. Such modifications and variations that may be apparent to a person skilled in the art are intended to be included within the scope of this invention as defined by the accompanying claims.

What is claimed is:

1. An apparatus for aroma sensory stimulation comprising:

an aroma converter for encoding aroma information into electrical signals;

a control device for processing the electrical signals and for generating control signals; and

at least one aroma release chamber, each aroma release chamber configured to selectively generate a predetermined aroma under control of the control device, each aroma release chamber comprising:

a container having an opening;

a door controlled by the control signals for selectively covering the opening in the container;

an aroma element, located within the container, for emitting a predetermined aroma when heated;

a heating system controlled by the control signals for selectively heating the aroma element;

an air filtration system located within the container for filtering air entering the container to remove aromas previously generated by the aroma release chamber from the air entering the container; and

an air displacement system for selectively displacing a stream of air through the container to release the predetermined aroma.

2. The apparatus for aroma sensory stimulation according to claim 1, wherein the door, heating system, and air displacement system of each aroma release chamber are controlled by electrical signals produced by the control device.

3. The apparatus for aroma sensory stimulation according to claim 1, further including:

a system for storing the electrical signals produced by the aroma converter.

4. The apparatus for aroma sensory stimulation according to claim 3, wherein the control device further includes:

a system for retrieving the electrical signals stored by the storing system, and for providing the retrieved electrical signals to the control device.

5. The apparatus for aroma sensory stimulation according to claim 1, further including:

a system for transmitting the electrical signals produced by the aroma converter to the control device, the control device including a system for receiving the transmitted electrical signals.

6. The apparatus for aroma sensory stimulation according to claim 1, wherein the control device is a multimedia device.

7. An aroma producing system comprising:

a delivery system for providing aroma signals;

a retrieval system for receiving and processing the aroma signals and for generating control signals in response to the aroma signals; and

at least one aroma release chamber, each aroma release chamber configured to selectively generate a predetermined

5

mined aroma under control of the retrieval system, each aroma release chamber comprising:

- a container having an opening;
- a door controlled by the control signals for selectively covering the opening in the container;
- an aroma source located in the container for producing a predetermined aroma;
- an air filtration system located within the container for filtering air entering the container to remove aromas previously generated by the aroma release chamber from the air entering the container; and
- an air displacement system for selectively displacing a stream of air through the container to release the predetermined aroma.

8. The aroma producing system according to claim **7**, wherein the aroma source further includes:

- an aroma element for emitting the predetermined aroma when heated; and
- a heating system controlled by the control signals for selectively heating the aroma element.

9. The aroma producing system according to claim **7**, further comprising:

- an aroma converter for encoding aroma information into the aroma signals.

10. The aroma producing system according to claim **7**, wherein the delivery system further includes:

- a device for storing the aroma signals.

11. The aroma producing system according to claim **10**, wherein the retrieval device further includes:

- a system for retrieving the aroma signals stored by the storing device.

12. The aroma producing system according to claim **7**, wherein the delivery system further includes:

6

a system for transmitting the aroma signals to the retrieval system.

13. The aroma producing system according to claim **7**, wherein the retrieval system is a multimedia device.

14. A multimedia system, comprising:

- a system for processing multimedia data including aroma data;
- a control system for processing the multimedia data and for generating control signals;
- at least one aroma release system for generating a predetermined aroma based on the multimedia data, each aroma release system including:
 - a container having an opening;
 - a door controlled by the control signals for selectively covering the opening in the container;
 - an aroma source located in the container for producing a predetermined aroma;
 - an air filtration system located within the container for filtering air entering the container to remove aromas previously generated by the aroma release chamber from the air entering the container; and
 - an air displacement system for selectively displacing a stream of air through the container to release the predetermined aroma.

15. The multimedia system according to claim **14**, wherein the aroma source further includes:

- an aroma element for emitting the predetermined aroma when heated; and
- a heating system controlled by the control signals for selectively heating the aroma element.

* * * * *